

Audit Period: October 1, 2016 – September 30, 2017


Sun Community News & Printing

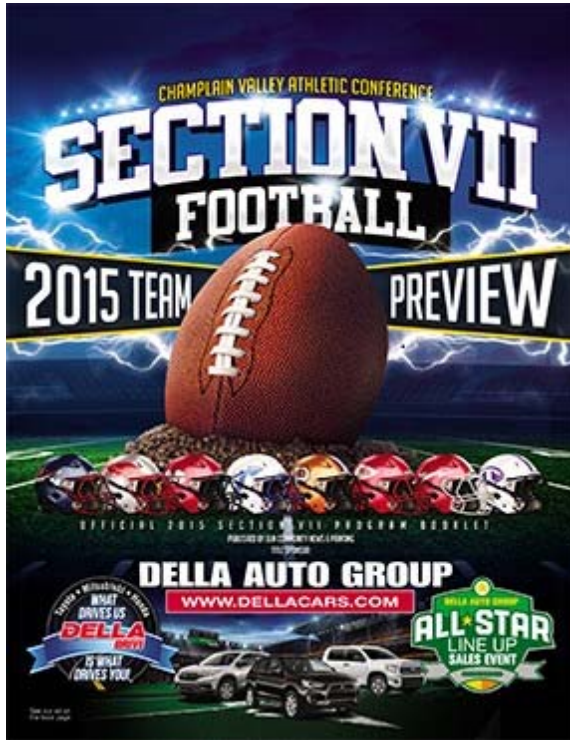
14 Hand Avenue
Elizabethtown, NY 12932
(518) 873-6368
(518) 873-6360 FAX

EMAIL: dan@suncommunitynews.com
www.suncommunitynews.com

1. Audited Media Platforms

Print Publication:	Average Net Circulation:	61,600 (Print Edition)
Website:	Average Website Unique Users:	47,891





2. Publication Information

Number of Editions:	Six **
Format / Average Page Count:	Tabloid / 24 Pages
Circulation Cycle:	Weekly
Ownership:	Sun Community News & Printing; Published by Denton Publications, Inc.
Year Established:	1948
Publication Type:	Community Newspaper 99% Controlled / 1% Paid / 0% Sponsor Paid
Content:	60% Advertising / 40% Editorial
Primary Delivery Methods:	96% Mail / 4% Controlled Bulk
Annual Mail Subscription Rate:	\$47.00
Insert Zoning Available:	Yes - ZIP Code / Zone
CVC Member Number:	16-0903
DMA/MSA:	Burlington, VT / Plattsburgh, NY
Audit Funded By:	Free Community Papers of New York Independent Free Papers of America



3. Rate Card and Mechanical Data

Rate Card Effective Date:	January 1, 2017
Mechanical Data:	Six (6) columns X 16" column depth Full page: 10" wide X 16" depth.
Open Rate:	Color: \$18.00 per column inch B & W: \$16.00 per column inch
Enhanced Rate:	Color: \$16.00 per column inch B & W: \$13.00 per column inch
Best Rate:	Color: \$15.00 per column inch B & W: \$12.00 per column inch
Additional Pub Pickup:	Color: \$10.00 per column inch B & W: \$8.00 per column inch
Front Page Peel n' Stick Note:	\$550.00 per edition
Insert Open Rate:	\$75.00 per thousand
Classified Rate:	\$28.00 for up to 20 words
Deadline Day & Time:	Monday by 5 PM
Website Rates:	Leader Board (728x90) \$200.00 per month Super Block (300x600) \$300.00 per month Skyscraper (160x600) \$175.00 per month Big Box (300x250) \$150.00 per month Super Leaderboard (970x90) \$150.00 per month

Additional rates may be available from the publisher.

4. Contact Information

Publisher:	Dan Alexander	EMAIL: dan@suncommunitynews.com
Advertising Northern Edition:	Ashley Alexander	EMAIL: ashley@suncommunitynews.com
Advertising Southern Editions:	Scarlette Merfeld	EMAIL: ads@suncommunitynews.com
Circulation:	Jennifer Tower	EMAIL: circulation@suncommunitynews.com
Editorial:	Pete DeMola	EMAIL: pete@suncommunitynews.com
Press/Production:	Bill Coats	EMAIL: bill@suncommunitynews.com
Graphics:	DJ Alexander	EMAIL: dj@suncommunitynews.com
Accounting:	Maureen Lindsay	EMAIL: maureen@suncommunitynews.com



www.cvcaudit.com



5. Audited Circulation, Distribution and Net Press Averages - Print Edition

CVC Account Number: 16-0903		Saturday	Sun Community News & Printing - Community Elizabethtown, NY
Audit Period Summary			
Average Net Circulation	(5-H)		61,600
Average Gross Distribution	(5-F)		61,652
Average Net Press Run	(5-A)		61,802
Audit Period Detail			
A. Average Net Press Run			61,802
B. Office / File			150
C. Controlled Distribution			
1. Carrier Delivery			0
2. Bulk Delivery / Demand Distribution			1,919
3. Mail			58,957
4. Requestor Mail			0
5. Waiting Rooms			0
6. Hotels			0
7. Events, Fairs, Festivals and Trade Shows			0
8. Education			0
9. Restock & Office Service			442
Total Average Controlled Distribution			61,318
Controlled Returns			(52)
TOTAL AVERAGE CONTROLLED CIRCULATION			61,266
D. Paid Distribution			
1. Carrier Delivery			0
2. Single Copy			0
3. Mail			334
4. Waiting Room			0
5. Hotels			0
6. Education			0
7. Restock & Office Service			0
Total Average Paid Distribution			334
Paid Returns			(0)
TOTAL AVERAGE PAID CIRCULATION			334
E. Sponsored / Voluntary Paid Distribution			
1. Carrier Delivery			0
2. Single Copy			0
3. Mail			0
4. Waiting Rooms			0
5. Education			0
Total Average Sponsored Distribution			0
Sponsored Returns			(0)
TOTAL AVERAGE SPONSORED CIRCULATION			0
F. Average Gross Distribution			61,652
G. Total Unclaimed / Returns			(52)*
H. Average Net Circulation			61,600



5A. Audited Circulation, Distribution and Net Press Averages - Print Edition

CVC Account Number: 16-0200	Saturday	The Adirondack Journal Sun Elizabethtown, NY
Audit Period Summary		
Average Net Circulation	(5-H)	8,180 **
Average Gross Distribution	(5-F)	8,181
Average Net Press Run	(5-A)	8,206
Audit Period Detail		
A. Average Net Press Run		8,206
B. Office / File		25
C. Controlled Distribution		
1. Carrier Delivery		0
2. Bulk Delivery / Demand Distribution		557
3. Mail		7,457
4. Requestor Mail		0
5. Waiting Rooms		0
6. Hotels		0
7. Events, Fairs, Festivals and Trade Shows		0
8. Education		0
9. Restock & Office Service		73
Total Average Controlled Distribution		8,087
Controlled Returns		(1)
TOTAL AVERAGE CONTROLLED CIRCULATION		8,086
D. Paid Distribution		
1. Carrier Delivery		0
2. Single Copy		0
3. Mail		94
4. Waiting Room		0
5. Hotels		0
6. Education		0
7. Restock & Office Service		0
Total Average Paid Distribution		94
Paid Returns		(0)
TOTAL AVERAGE PAID CIRCULATION		94
E. Sponsored / Voluntary Paid Distribution		
1. Carrier Delivery		0
2. Single Copy		0
3. Mail		0
4. Waiting Rooms		0
5. Education		0
Total Average Sponsored Distribution		0
Sponsored Returns		(0)
TOTAL AVERAGE SPONSORED CIRCULATION		0
F. Average Gross Distribution		8,181
G. Total Unclaimed / Returns		(1)*
H. Average Net Circulation		8,180



5B. Audited Circulation, Distribution and Net Press Averages - Print Edition

CVC Account Number: 16-0545		Saturday	The Burgh Sun Elizabethtown, NY
Audit Period Summary			
Average Net Circulation	(5-H)		19,057 **
Average Gross Distribution	(5-F)		19,093
Average Net Press Run	(5-A)		19,118
Audit Period Detail			
A. Average Net Press Run			19,118
B. Office / File			25
C. Controlled Distribution			
1. Carrier Delivery			0
2. Bulk Delivery / Demand Distribution			545
3. Mail			18,486
4. Requestor Mail			0
5. Waiting Rooms			0
6. Hotels			0
7. Events, Fairs, Festivals and Trade Shows			0
8. Education			0
9. Restock & Office Service			42
Total Average Controlled Distribution			19,073
Controlled Returns			(36)
TOTAL AVERAGE CONTROLLED CIRCULATION			19,037
D. Paid Distribution			
1. Carrier Delivery			0
2. Single Copy			0
3. Mail			20
4. Waiting Room			0
5. Hotels			0
6. Education			0
7. Restock & Office Service			0
Total Average Paid Distribution			20
Paid Returns			(0)
TOTAL AVERAGE PAID CIRCULATION			20
E. Sponsored / Voluntary Paid Distribution			
1. Carrier Delivery			0
2. Single Copy			0
3. Mail			0
4. Waiting Rooms			0
5. Education			0
Total Average Sponsored Distribution			0
Sponsored Returns			(0)
TOTAL AVERAGE SPONSORED CIRCULATION			0
F. Average Gross Distribution			19,093
G. Total Unclaimed / Returns			(36)*
H. Average Net Circulation			19,057



5C. Audited Circulation, Distribution and Net Press Averages - Print Edition

CVC Account Number: 16-0538	Saturday	The News Enterprise Sun Elizabethtown, NY
Audit Period Summary		
Average Net Circulation	(5-H)	3,453 **
Average Gross Distribution	(5-F)	3,453
Average Net Press Run	(5-A)	3,478
Audit Period Detail		
A. Average Net Press Run		3,478
B. Office / File		25
C. Controlled Distribution		
1. Carrier Delivery		0
2. Bulk Delivery / Demand Distribution		7
3. Mail		3,344
4. Requestor Mail		0
5. Waiting Rooms		0
6. Hotels		0
7. Events, Fairs, Festivals and Trade Shows		0
8. Education		0
9. Restock & Office Service		63
Total Average Controlled Distribution		3,414
Controlled Returns		(0)
TOTAL AVERAGE CONTROLLED CIRCULATION		3,414
D. Paid Distribution		
1. Carrier Delivery		0
2. Single Copy		0
3. Mail		39
4. Waiting Room		0
5. Hotels		0
6. Education		0
7. Restock & Office Service		0
Total Average Paid Distribution		39
Paid Returns		(0)
TOTAL AVERAGE PAID CIRCULATION		39
E. Sponsored / Voluntary Paid Distribution		
1. Carrier Delivery		0
2. Single Copy		0
3. Mail		0
4. Waiting Rooms		0
5. Education		0
Total Average Sponsored Distribution		0
Sponsored Returns		(0)
TOTAL AVERAGE SPONSORED CIRCULATION		0
F. Average Gross Distribution		3,453
G. Total Unclaimed / Returns		(0)*
H. Average Net Circulation		3,453



5D. Audited Circulation, Distribution and Net Press Averages - Print Edition

CVC Account Number: 16-0284	Saturday	The North Countryman Sun Elizabethtown, NY
Audit Period Summary		
Average Net Circulation	(5-H)	8,318 **
Average Gross Distribution	(5-F)	8,318
Average Net Press Run	(5-A)	8,343
Audit Period Detail		
A. Average Net Press Run		8,343
B. Office / File		25
C. Controlled Distribution		
1. Carrier Delivery		0
2. Bulk Delivery / Demand Distribution		0
3. Mail		8,234
4. Requestor Mail		0
5. Waiting Rooms		0
6. Hotels		0
7. Events, Fairs, Festivals and Trade Shows		0
8. Education		0
9. Restock & Office Service		47
Total Average Controlled Distribution		8,281
Controlled Returns		(0)
TOTAL AVERAGE CONTROLLED CIRCULATION		8,281
D. Paid Distribution		
1. Carrier Delivery		0
2. Single Copy		0
3. Mail		37
4. Waiting Room		0
5. Hotels		0
6. Education		0
7. Restock & Office Service		0
Total Average Paid Distribution		37
Paid Returns		(0)
TOTAL AVERAGE PAID CIRCULATION		37
E. Sponsored / Voluntary Paid Distribution		
1. Carrier Delivery		0
2. Single Copy		0
3. Mail		0
4. Waiting Rooms		0
5. Education		0
Total Average Sponsored Distribution		0
Sponsored Returns		(0)
TOTAL AVERAGE SPONSORED CIRCULATION		0
F. Average Gross Distribution		8,318
G. Total Unclaimed / Returns		(0)*
H. Average Net Circulation		8,318



5E. Audited Circulation, Distribution and Net Press Averages - Print Edition

CVC Account Number: 16-0283	Saturday	The Times Of Ti Sun Elizabethtown, NY
Audit Period Summary		
Average Net Circulation	(5-H)	7,277
Average Gross Distribution	(5-F)	7,291
Average Net Press Run	(5-A)	7,316
Audit Period Detail		
A. Average Net Press Run		7,316
B. Office / File		25
C. Controlled Distribution		
1. Carrier Delivery		0
2. Bulk Delivery / Demand Distribution		565
3. Mail		6,564
4. Requestor Mail		0
5. Waiting Rooms		0
6. Hotels		0
7. Events, Fairs, Festivals and Trade Shows		0
8. Education		0
9. Restock & Office Service		85
Total Average Controlled Distribution		7,214
Controlled Returns		(14)
TOTAL AVERAGE CONTROLLED CIRCULATION		7,200
D. Paid Distribution		
1. Carrier Delivery		0
2. Single Copy		0
3. Mail		77
4. Waiting Room		0
5. Hotels		0
6. Education		0
7. Restock & Office Service		0
Total Average Paid Distribution		77
Paid Returns		(0)
TOTAL AVERAGE PAID CIRCULATION		77
E. Sponsored / Voluntary Paid Distribution		
1. Carrier Delivery		0
2. Single Copy		0
3. Mail		0
4. Waiting Rooms		0
5. Education		0
Total Average Sponsored Distribution		0
Sponsored Returns		(0)
TOTAL AVERAGE SPONSORED CIRCULATION		0
F. Average Gross Distribution		7,291
G. Total Unclaimed / Returns		(14)*
H. Average Net Circulation		7,277

5F. Audited Circulation, Distribution and Net Press Averages - Print Edition

CVC Account Number: 16-0286		Saturday	The Valley News Sun Elizabethtown, NY
Audit Period Summary			
Average Net Circulation	(5-H)		15,315
Average Gross Distribution	(5-F)		15,316
Average Net Press Run	(5-A)		15,341
Audit Period Detail			
A. Average Net Press Run			15,341
B. Office / File			25
C. Controlled Distribution			
1. Carrier Delivery			0
2. Bulk Delivery / Demand Distribution			245
3. Mail			14,872
4. Requestor Mail			0
5. Waiting Rooms			0
6. Hotels			0
7. Events, Fairs, Festivals and Trade Shows			0
8. Education			0
9. Restock & Office Service			132
Total Average Controlled Distribution			15,249
Controlled Returns			(1)
TOTAL AVERAGE CONTROLLED CIRCULATION			15,248
D. Paid Distribution			
1. Carrier Delivery			0
2. Single Copy			0
3. Mail			67
4. Waiting Room			0
5. Hotels			0
6. Education			0
7. Restock & Office Service			0
Total Average Paid Distribution			67
Paid Returns			(0)
TOTAL AVERAGE PAID CIRCULATION			67
E. Sponsored / Voluntary Paid Distribution			
1. Carrier Delivery			0
2. Single Copy			0
3. Mail			0
4. Waiting Rooms			0
5. Education			0
Total Average Sponsored Distribution			0
Sponsored Returns			(0)
TOTAL AVERAGE SPONSORED CIRCULATION			0
F. Average Gross Distribution			15,316
G. Total Unclaimed / Returns			(1)*
H. Average Net Circulation			15,315

Explanatory – Print

PARAGRAPH FIVE AUDIT PERIOD SUMMARY

**** After the audit period concluded Sun Community News & Printing consolidated six edition into four editions. The North Countryman Sun merged with The Burgh Sun to become The Sun – Clinton County. The Adirondack Journal Sun merged with The News Enterprise Sun to become The Sun – Warren County. The Valley News Sun is now known as The Sun – Northern Essex County. The Times of Ti Sun is now known as The Sun – Southern Essex County. The publisher will file 4th quarter 2017 data to provide publishers statements for the new format.**

AVERAGE NET CIRCULATION: Average net circulation based on quarterly averages for the audit period indicated. (Total of controlled distribution (C), paid distribution (D), and sponsored distribution (E) minus unclaimed / return (G)). See audit period detail (H).

AVERAGE GROSS DISTRIBUTION: Average gross distribution based on quarterly averages for the audit period indicated. (Total of controlled distribution (A), paid distribution (B), and sponsored distribution (C)). See audit period detail (F).

NET PRESS RUN: Average net press run based on quarterly averages during the audit period indicated. The net press run average does not include press waste, or start-up copies. See audit period detail (A).

AUDIT PERIOD DETAIL

A. 1. NET PRESS RUN: Average net press run based on quarterly averages during the audit period indicated. The net press run average does not include press waste, or start-up copies.

B. 1. OFFICE / FILE: Undistributed editions maintained by the publisher for office purposes. Office / File editions do not qualify as controlled, paid, or sponsored distribution.

C. CONTROLLED DISTRIBUTION (NON-PAID): Editions distributed by the publisher free of charge.

1. CARRIER DELIVERY: Editions delivered by private carrier to single family residences, and/or multi-family residences, and/or businesses.

2. CONTROLLED BULK / DEMAND DISTRIBUTION: Editions distributed to newsracks, newsstands, and/or area retail businesses and available to individual readers. Subject to paragraph 5G returns.

3. MAIL: Editions delivered by United States Postal Service mail to single family residences, and/or multi-family residences, and/or businesses, and/or post office boxes.

4. REQUESTOR MAIL: Editions delivered on a requestor basis by United States Postal Service mail to single family residences, and/or multi-family residences, and/or businesses, and/or post office boxes. Qualified requestor circulation and other mail permit qualifications are audited by the United States Postal Service and not determined by CVC.

5. CONTROLLED WAITING ROOMS: Editions delivered to the waiting areas of local business and office buildings, including, but not limited to salons, medical and professional offices.

6. CONTROLLED HOTELS: Editions distributed to area hotels and available to individual readers. Subject to paragraph 5G returns.

7. EVENTS, FAIRS, FESTIVALS and TRADE SHOWS: Editions distributed to attendees and members of conventions, local fairs, festivals, trade shows and available to individual readers. Subject to paragraph 5G returns.

8. CONTROLLED EDUCATION: Editions distributed to area schools or educational institutions and available to individual readers. Subject to paragraph 5G returns.

9. RESTOCK / OFFICE SERVICE: Editions maintained and distributed by the publisher for restock of newsracks, newsstands, area retail businesses, office deliveries, and advertising purposes during the edition cycle. Subject to paragraph 5G returns.

CONTROLLED RETURNS: Edition distributed in the controlled distribution category, returned to the publisher unclaimed during the edition cycle *(See paragraph 11 for CVC return/unclaimed confirmation.) Publications with greater than 25% returnable source distribution must report returns or unclaimed copies to qualify for net circulation reporting.

D. PAID DISTRIBUTION: Editions distributed by the publisher through paid subscription or other monetary exchange with individual readers.

1. CARRIER DELIVERY: See C1 for explanation of carrier home delivery. See paragraph 12 for paid reporting analysis.

2. SINGLE COPY: Editions distributed to newsracks, newsstands, and/or area retail businesses and available to individual readers. Subject to paragraph 5G returns. See paragraph 12 for paid reporting analysis.

3. MAIL: See C3 for explanation of mail distribution. See paragraph 12 for paid reporting analysis.

4. PAID WAITING ROOMS: See C5 for explanation of waiting room distribution.

5. PAID HOTELS: See C6 for explanation of hotel distribution.

6. PAID EDUCATION: See C8 for explanation of educational copy distribution.

7. RESTOCK / OFFICE SERVICE: See C9 for explanation of restock and office distribution.

PAID RETURNS: See section C: controlled returns for explanation of returns reporting. *(See paragraph 11 for CVC return/unclaimed confirmation.)

E. SPONSORED / VOLUNTARY PAID DISTRIBUTION: Editions distributed by the publisher that are sponsored by a third party monetary exchange or voluntary reader payment system.

1. CARRIER DELIVERY: See C1 for explanation of carrier home delivery.

SPONSORED RETURNS: See section C: controlled returns for explanation of returns reporting *(See paragraph 11 for CVC return/unclaimed confirmation.)

F. AVERAGE GROSS DISTRIBUTION: Average gross distribution based on quarterly averages for the audit period indicated. Total of controlled distribution (A), paid distribution (B), and sponsored distribution (C).

G. TOTAL UNCLAIMED / RETURNS: Distributed editions returned to the publisher unsold and/or unclaimed during the edition cycle. *(See paragraph 11 for CVC return/unclaimed confirmation.)

H. AVERAGE NET CIRCULATION: Average net circulation for the audit period indicated. Total of controlled distribution (C), paid distribution (D), and sponsored distribution (E) minus unclaimed / return (G).



6A. Audited Average Website Reporting - www.suncommunitynews.com

	Monthly Audit Period Average
Website Unique Users	47,891
Website Sessions	89,606
Percent of New Users	51.64%
Website Page Views	167,812
Pages Per Visit	1.87
Average Time Spent on Website	00:01:03
Bounce Rate	69.34%

Explanatory – Website

PARAGRAPH SIX (A)

UNIQUE USERS: A unique user to a website where the user registers or where the user is identified or marked by a cookie, IP address, or other ID that is attached to the browser within the defined cycle. Limitations apply to the measurement of unique users. Please see CVC Rules & Regulations for further information.

SESSIONS: The total number of sessions, expressed as a monthly average, to a publication’s website regardless of unique status, as expressed above.

PERCENT NEW USERS: The percentage of users that have visited the publication’s website for the first time through the course of the month and are considered unique and are differentiated from multiple returning users.

PAGE VIEWS: The transmittal of a full page contained within the website to the user’s browser.

PAGES PER VISIT: The average number of page views per session, expressed as a monthly average.

AVG. TIME SPENT: The average amount of time spent on a website during a single visit, expressed in hours, minutes and seconds.

BOUNCE RATE: Bounce rate reports the percentage of visits that view only one page before exiting a site. This number is presented as a monthly average.

6B. Audited Online/Digital Edition Reporting - Not Reported

6C. Text Media - Not Reported

6D. Social Media - Not Reported

6E. Email Media - Not Reported

6F. Video & Podcast Media - Not Reported

7A. Average Print Circulation History - The Adirondack Journal Sun

YEAR	AUDIT SOURCE	Q1	Q2	Q3	Q4
01/01/17-12/31/17	CVC	8,150	8,147	8,252	-
01/01/16-12/31/16	CVC	8,173	8,147	8,148	8,172
01/01/15-12/31/15	CVC	8,558	8,364	8,457	8,302
01/01/14-12/31/14	CVC	9,163	8,905	9,005	8,918
01/01/13-12/31/13	CVC	10,003	9,284	10,637	9,895
01/01/12-12/31/12	CVC	11,678	11,777	11,696	10,919
01/01/11-12/31/11	CVC	11,347	11,173	11,318	11,426
01/01/10-12/31/10	CVC	11,193	11,434	11,733	11,164
01/01/09-12/31/09	CVC	10,588	10,573	11,068	11,633
01/01/08-12/31/08	CVC	10,190	10,254	10,667	10,849
01/01/07-12/31/07	CVC	10,308	9,814	10,876	10,492
10/01/00-12/31/06	Prior CVC	-	-	-	-



www.cvcaudit.com

7B. Average Print Circulation History - The Burgh Sun

YEAR	AUDIT SOURCE	Q1	Q2	Q3	Q4
01/01/17-12/31/17	CVC	21,170	21,120	21,189	-
01/01/16-12/31/16	CVC	8,350	11,147	11,111	12,745
01/01/15-12/31/15	CVC	8,374	8,378	8,401	8,458
01/01/14-12/31/14	CVC	8,576	8,552	9,271	9,908
01/01/13-12/31/13	CVC	7,176	6,976	8,268	5,473
01/01/12-12/31/12	CVC	10,953	9,656	8,192	8,084
01/01/11-12/31/11	CVC	3,924	6,282	10,965	9,828
04/01/10-12/31/10	CVC	-	15,886	16,208	5,835

7C. Average Print Circulation History - The News Enterprise Sun

YEAR	AUDIT SOURCE	Q1	Q2	Q3	Q4
01/01/17-12/31/17	CVC	3,450	3,455	3,458	-
01/01/16-12/31/16	CVC	3,581	3,601	3,308	3,449
01/01/15-12/31/15	CVC	3,520	3,546	3,564	3,565
01/01/14-12/31/14	CVC	3,533	3,444	3,444	3,408
01/01/13-12/31/13	CVC	4,198	3,736	4,047	3,909
01/01/12-12/31/12	CVC	4,379	4,483	4,659	4,575
01/01/11-12/31/11	CVC	4,763	4,771	4,824	4,741
01/01/10-12/31/10	CVC	4,827	4,863	4,921	4,801
01/01/09-12/31/09	CVC	4,864	4,904	4,921	4,811
01/01/08-12/31/08	CVC	4,970	4,987	5,023	4,918
01/01/07-12/31/07	CVC	4,685	4,740	4,942	4,970
04/01/06-12/31/06	Prior CVC	-	-	-	-

7D. Average Print Circulation History - The North Countryman Sun

YEAR	AUDIT SOURCE	Q1	Q2	Q3	Q4
01/01/17-12/31/17	CVC	8,320	8,322	8,314	-
01/01/16-12/31/16	CVC	6,375	8,324	8,312	8,316
01/01/15-12/31/15	CVC	6,377	6,377	6,377	6,354
01/01/14-12/31/14	CVC	6,568	6,543	6,543	6,484
01/01/13-12/31/13	CVC	10,071	9,929	9,917	9,843
01/01/12-12/31/12	CVC	10,281	10,123	10,088	10,139
01/01/11-12/31/11	CVC	16,191	12,678	10,284	10,283
01/01/10-12/31/10	CVC	7,298	17,309	16,400	16,242
01/01/09-12/31/09	CVC	7,985	7,290	7,285	7,295
01/01/08-12/31/08	CVC	8,375	8,367	8,409	8,405
01/01/07-12/31/07	CVC	7,774	7,795	8,405	8,426
10/01/00-12/31/06	Prior CVC	-	-	-	-



www.cvcaudit.com



7F. Average Print Circulation History - The Valley News Sun

YEAR	AUDIT SOURCE	Q1	Q2	Q3	Q4
01/01/17-12/31/17	CVC	15,244	15,279	15,429	-
01/01/16-12/31/16	CVC	15,229	15,284	15,458	15,312
01/01/15-12/31/15	CVC	15,194	15,244	15,422	15,259
01/01/14-12/31/14	CVC	15,344	15,092	15,271	15,184
01/01/13-12/31/13	CVC	18,531	18,153	18,517	17,999
01/01/12-12/31/12	CVC	18,663	18,453	18,728	19,106
01/01/11-12/31/11	CVC	18,986	18,879	18,870	18,987
01/01/10-12/31/10	CVC	9,217	19,627	19,934	19,717
01/01/09-12/31/09	CVC	9,367	9,362	9,482	9,350
01/01/08-12/31/08	CVC	9,351	9,364	9,508	9,505
01/01/07-12/31/07	CVC	9,455	8,756	9,687	9,567
10/01/00-12/31/06	Prior CVC	-	-	-	-

7E. Average Print Circulation History - The Times Of Ti Sun

YEAR	AUDIT SOURCE	Q1	Q2	Q3	Q4
01/01/17-12/31/17	CVC	7,130	7,221	7,476	-
01/01/16-12/31/16	CVC	7,307	7,262	7,744	7,293
01/01/15-12/31/15	CVC	7,304	7,441	7,744	7,437
01/01/14-12/31/14	CVC	7,288	7,262	7,602	7,444
01/01/13-12/31/13	CVC	8,416	8,099	8,802	8,303
01/01/12-12/31/12	CVC	9,090	9,181	9,591	8,968
01/01/11-12/31/11	CVC	9,135	9,278	9,606	9,323
01/01/10-12/31/10	CVC	8,964	9,095	9,795	9,091
01/01/09-12/31/09	CVC	8,857	8,912	9,300	9,241
01/01/08-12/31/08	CVC	8,792	8,905	9,163	8,926
01/01/07-12/31/07	CVC	8,545	8,677	9,737	8,959
10/01/00-12/31/06	Prior CVC	-	-	-	-

8A. Distribution by Zip Code (9/30/2017 Edition) Saturday - The Adirondack Journal Sun

ZIP CODE	CITY / AREA	COUNTY	STATE	CARRIER DELIVERY	CONTROLLED BULK / SINGLE COPY	MAIL	OFFICE / RESTOCK	TOTAL
12808	Adirondack	Warren	NY	0	0	317	0	317
12810	Athol	Warren	NY	0	0	291	0	291
12814	Bolton Landing	Warren	NY	0	0	458	0	458
12815	Brant Lake	Warren	NY	0	0	567	0	567
12817	Chestertown	Warren	NY	0	0	1,135	0	1,135
12824	Diamond Point	Warren	NY	0	0	315	0	315
12845	Lake George	Warren	NY	0	0	2,094	0	2,094
12860	Pottersville	Warren	NY	0	0	333	0	333
12878	Stony Creek	Warren	NY	0	0	306	0	306
12885	Warrensburg	Warren	NY	0	0	1,651	0	1,651
Misc.	Assorted	Assorted	-	0	505	98	99	702
TOTAL				0	505	7,565	99	8,169

8B. Distribution by Zip Code (9/30/2017 Edition) Saturday - The Burgh Sun

ZIP CODE	CITY / AREA	COUNTY	STATE	CARRIER DELIVERY	CONTROLLED BULK / SINGLE COPY	MAIL	OFFICE / RESTOCK	TOTAL
12901	Plattsburgh	Clinton	NY	0	0	12,310	0	12,310
12903	Plattsburgh	Clinton	NY	0	0	977	0	977
12918	Cadyville	Clinton	NY	0	0	941	0	941
12929	Dannemora	Clinton	NY	0	0	554	0	554
12962	Morrisonville	Clinton	NY	0	0	2,157	0	2,157
12972	Peru	Clinton	NY	0	0	2,358	0	2,358
12981	Saranac	Clinton	NY	0	0	932	0	932
12985	Schuyler Falls	Clinton	NY	0	0	444	0	444
Misc.	Assorted	Assorted	-	0	420	9	67	496
TOTAL				0	420	20,682	67	21,169

8C. Distribution by Zip Code (9/30/2017 Edition) Saturday - The News Enterprise Sun

ZIP CODE	CITY / AREA	COUNTY	STATE	CARRIER DELIVERY	CONTROLLED BULK / SINGLE COPY	MAIL	OFFICE / RESTOCK	TOTAL
12811	Bakers Mills	Warren	NY	0	0	120	0	120
12812	Blue Mountain Lake	Hamilton	NY	0	0	86	0	86
12842	Indian Lake	Hamilton	NY	0	0	699	0	699
12843	Johnsburg	Warren	NY	0	0	272	0	272
12847	Long Lake	Hamilton	NY	0	0	425	0	425
12851	Minerva	Essex	NY	0	0	169	0	169
12852	Newcomb	Essex	NY	0	0	262	0	262
12853	North Creek	Warren	NY	0	0	699	0	699
12856	North River	Warren	NY	0	0	150	0	150
12857	Olmstedville	Essex	NY	0	0	277	0	277
12862	Riparius	Warren	NY	0	0	54	0	54
12886	Wevertown	Warren	NY	0	0	120	0	120
Misc.	Assorted	Assorted	-	0	5	39	96	140
TOTAL				0	5	3,372	96	3,473

8D. Distribution by Zip Code (9/30/2017 Edition) Saturday - The North Countryman Sun

ZIP CODE	CITY / AREA	COUNTY	STATE	CARRIER DELIVERY	CONTROLLED BULK / SINGLE COPY	MAIL	OFFICE / RESTOCK	TOTAL
05440	Alburg	Grand Isle	VT	0	0	316	0	316
12910	Altona	Clinton	NY	0	0	852	0	852
12919	Champlain	Clinton	NY	0	0	1,038	0	1,038
12921	Chazy	Clinton	NY	0	0	995	0	995
12933	Ellenburg	Clinton	NY	0	0	28	0	28
12935	Ellenburg Depot	Clinton	NY	0	0	756	0	756
12958	Mooers	Clinton	NY	0	0	889	0	889
12959	Mooers Forks	Clinton	NY	0	0	564	0	564
12979	Rouses Point	Clinton	NY	0	0	998	0	998
12992	West Chazy	Clinton	NY	0	0	1,794	0	1,794
Misc.	Assorted	Assorted	-	0	0	41	72	113
TOTAL				0	0	8,271	72	8,343



8E. Distribution by Zip Code (9/30/2017 Edition) Saturday - The Times Of Ti Sun

ZIP CODE	CITY / AREA	COUNTY	STATE	CARRIER DELIVERY	CONTROLLED BULK / SINGLE COPY	MAIL	OFFICE / RESTOCK	TOTAL
12836	Hague	Warren	NY	0	0	325	0	325
12841	Huletts Landing	Washington	NY	0	0	50	0	50
12855	North Hudson	Essex	NY	0	0	134	0	134
12858	Paradox	Essex	NY	0	0	55	0	55
12861	Putnam Station	Washington	NY	0	0	255	0	255
12870	Schroon Lake	Essex	NY	0	0	792	0	792
12872	Severance	Essex	NY	0	0	50	0	50
12874	Silver Bay	Warren	NY	0	0	100	0	100
12883	Ticonderoga	Essex	NY	0	0	2,020	0	2,020
12928	Crown Point	Essex	NY	0	0	846	0	846
12956	Mineville	Essex	NY	0	0	460	0	460
12960	Moriah	Essex	NY	0	0	428	0	428
12961	Moriah Center	Essex	NY	0	0	104	0	104
12974	Port Henry	Essex	NY	0	0	611	0	611
12998	Witherbee	Essex	NY	0	0	195	0	195
Misc.	Assorted	Assorted	-	0	560	83	111	754
TOTAL				0	560	6,508	111	7,179

8F. Distribution by Zip Code (9/30/2017 Edition) Saturday - The Valley News Sun

ZIP CODE	CITY / AREA	COUNTY	STATE	CARRIER DELIVERY	CONTROLLED BULK / SINGLE COPY	MAIL	OFFICE / RESTOCK	TOTAL
12912	Au Sable Forks	Clinton	NY	0	0	1,011	0	1,011
12913	Bloomington	Essex	NY	0	0	391	0	391
12932	Elizabethtown	Essex	NY	0	0	599	0	599
12936	Essex	Essex	NY	0	0	330	0	330
12939	Gabriels	Franklin	NY	0	0	125	0	125
12941	Jay	Essex	NY	0	0	638	0	638
12942	Keene	Essex	NY	0	0	284	0	284
12943	Keene Valley	Essex	NY	0	0	171	0	171
12944	Keeseville	Clinton	NY	0	0	1,515	0	1,515
12945	Lake Clear	Franklin	NY	0	0	274	0	274
12946	Lake Placid	Essex	NY	0	0	1,515	0	1,515
12950	Lewis	Essex	NY	0	0	320	0	320
12964	New Russia	Essex	NY	0	0	47	0	47
12970	Paul Smiths	Franklin	NY	0	0	154	0	154
12973	Piercefield	Saint Lawrence	NY	0	0	94	0	94
12975	Port Kent	Essex	NY	0	0	98	0	98
12976	Rainbow Lake	Franklin	NY	0	0	125	0	125
12977	Ray Brook	Essex	NY	0	0	125	0	125
12983	Saranac Lake	Franklin	NY	0	0	2,049	0	2,049
12986	Tupper Lake	Franklin	NY	0	0	2,158	0	2,158
12987	Upper Jay	Essex	NY	0	0	113	0	113
12989	Vermontville	Franklin	NY	0	0	410	0	410
12993	Westport	Essex	NY	0	0	823	0	823
12996	Willsboro	Essex	NY	0	0	905	0	905

8F. Distribution by Zip Code (9/30/2017 Edition) Saturday - The Valley News Sun (continued)

ZIP CODE	CITY / AREA	COUNTY	STATE	CARRIER DELIVERY	CONTROLLED BULK / SINGLE COPY	MAIL	OFFICE / RESTOCK	TOTAL
12997	Wilmington	Essex	NY	0	0	517	0	517
Misc.	Assorted	Assorted	-	0	245	71	157	473
TOTAL				0	245	14,862	157	15,264

9A. Distribution by County (9/30/2017 Edition) Saturday - The Adirondack Journal Sun

COUNTY	CITY / AREA	STATE	CARRIER DELIVERY	CONTROLLED BULK / SINGLE COPY	MAIL	OFFICE / RESTOCK	TOTAL
Warren	Adirondack Athol Bolton Landing Brant Lake Chestertown Diamond Point Lake George Pottersville Stony Creek Warrensburg	NY	0	0	7,467	0	7,467
Misc.	Assorted	-	0	505	98	99	702
TOTAL			0	505	7,565	99	8,169

9B. Distribution by County (9/30/2017 Edition) Saturday - The Burgh Sun

COUNTY	CITY / AREA	STATE	CARRIER DELIVERY	CONTROLLED BULK / SINGLE COPY	MAIL	OFFICE / RESTOCK	TOTAL
Clinton	Cadyville Dannemora Morrisonville Peru Plattsburgh Saranac Schuyler Falls	NY	0	0	20,673	0	20,673
Misc.	Assorted	-	0	420	9	67	496
TOTAL			0	420	20,682	67	21,169

9C. Distribution by County (9/30/2017 Edition) Saturday - The News Enterprise Sun

COUNTY	CITY / AREA	STATE	CARRIER DELIVERY	CONTROLLED BULK / SINGLE COPY	MAIL	OFFICE / RESTOCK	TOTAL
Essex	Minerva Newcomb Olmstedville	NY	0	0	708	0	708
Hamilton	Blue Mountain Lake Indian Lake Long Lake	NY	0	0	1,210	0	1,210
Warren	Bakers Mills Johnsburg North Creek North River Riparius Wevertown	NY	0	0	1,415	0	1,415
Misc.	Assorted	-	0	5	39	96	140
TOTAL			0	5	3,372	96	3,473



9D. Distribution by County (9/30/2017 Edition) Saturday - The North Countryman Sun

COUNTY	CITY / AREA	STATE	CARRIER DELIVERY	CONTROLLED BULK / SINGLE COPY	MAIL	OFFICE / RESTOCK	TOTAL
Clinton	Altona Champlain Chazy Ellenburg Ellenburg Depot Mooers Mooers Forks Rouses Point West Chazy	NY	0	0	7,914	0	7,914
Grand Isle	Alburg	VT	0	0	316	0	316
Misc.	Assorted	-	0	0	41	72	113
TOTAL			0	0	8,271	72	8,343

9E. Distribution by County (9/30/2017 Edition) Saturday - The Times Of Ti Sun

COUNTY	CITY / AREA	STATE	CARRIER DELIVERY	CONTROLLED BULK / SINGLE COPY	MAIL	OFFICE / RESTOCK	TOTAL
Essex	Crown Point Mineville Moriah Moriah Center North Hudson Paradox Port Henry Schroon Lake Severance Ticonderoga Witherbee	NY	0	0	5,695	0	5,695
Warren	Hague Silver Bay	NY	0	0	425	0	425
Washington	Huletts Landing Putnam Station	NY	0	0	305	0	305
Misc.	Assorted	-	0	560	83	111	754
TOTAL			0	560	6,508	111	7,179

9F. Distribution by County (9/30/2017 Edition) Saturday - The Valley News Sun

COUNTY	CITY / AREA	STATE	CARRIER DELIVERY	CONTROLLED BULK / SINGLE COPY	MAIL	OFFICE / RESTOCK	TOTAL
Clinton	Au Sable Forks Keeseville	NY	0	0	2,526	0	2,526
Essex	Bloomingdale Elizabethtown Essex Jay Keene Keene Valley Lake Placid Lewis New Russia Port Kent Ray Brook Upper Jay Westport Willsboro Wilmington	NY	0	0	6,876	0	6,876

9F. Distribution by County (9/30/2017 Edition) Saturday - The Valley News Sun (continued)

COUNTY	CITY / AREA	STATE	CARRIER DELIVERY	CONTROLLED BULK / SINGLE COPY	MAIL	OFFICE / RESTOCK	TOTAL
Franklin	Gabriels Lake Clear Paul Smiths Rainbow Lake Saranac Lake Tupper Lake Vermontville	NY	0	0	5,295	0	5,295
Saint Lawrence	Piercefield	NY	0	0	94	0	94
Misc.	Assorted	-	0	245	71	157	473
TOTAL			0	245	14,862	157	15,264

10. Verification of Distribution – Mail and Carrier Delivery Distribution

Sun Community News & Printing reported an average mail distribution of 59,291 during the audit period. Mail distribution is verified through the review of mail statements and/or additional publisher support documents. Sun Community News & Printing reported an average carrier delivery distribution of 0 during the audit period. Carrier delivery is verified through the review of carrier statements and/or additional publisher support documents. The Circulation Verification Council performed a delivery & readership verification in the primary market areas indicated in paragraph nine. Delivery verification is performed using multi-source methodologies considered necessary under the circumstances of the audit. Delivery verification can include, but is not limited to, residential and cell phone interviews, online surveys, email surveys, USPS surveys, in-person interviews and/or social media surveys. Delivery verification source data can include, but is not limited to, residential phone listings, cell phone exchanges, delivery lists, opt-in email databases, online, and/or social media databases. The purpose of the verification is to substantiate receipt of the publication, and further identify individuals who read or look through the publication.

CVC review indicates that a sufficient number of individuals reported that they receive the (appropriate Sun Community News & Printing publication) on a regular basis to substantiate the publisher’s distribution claims. CVC verification confirms that 648 of 656 individuals or 98.8% report they receive the (appropriate Sun Community News & Printing publication) on a regular basis.

CVC verification confirms that 534 of 648 or 82.4% report they regularly read or look through the (appropriate Sun Community News & Printing publication).

*Households reporting stop delivery requests were excluded from the survey.

The Circulation Verification Council estimates that all the information in this text box has a minimum accuracy level of +/-4%.

11. Verification of Distribution – Controlled Bulk / Demand Distribution / Single Copy

The Circulation Verification Council performed delivery verification in the primary market areas indicated in paragraph nine. Delivery verification can include, but is not limited to, on-site verification, business and cell phone verification, online, email, and/or social media contact. Delivery verification source data can include, but is not limited to, business and cell phone listings, delivery lists, opt-in email, online, and/or social media databases. Circulation Verification Council performed the delivery verification from locations chosen randomly from the publication’s delivery list(s). The purpose was to verify whether the distribution and return quantities reported by the publisher are reasonable and accurate.

CVC verification substantiates Sun Community News & Printing’s claim of 52 returnable source distributed editions returned to the publisher unclaimed after the edition cycle.

12. Paid Reporting Analysis

CARRIER DELIVERY	Basic Rates: N/A
	AVERAGE NUMBER OF SUBSCRIPTIONS
Full Basic Rate	0
MAIL	Basic Rates: \$47.00 / 1-Year
	AVERAGE NUMBER OF SUBSCRIPTIONS
Full Basic Rate	334
Over 75% of basic rate	0
Over 50% of basic rate	0
Over 25% of basic rate	0
1%-24% of basic rate	0
Less than 1% of basic rate*	0
SPONSORED	Basic Rates: N/A
	AVERAGE NUMBER OF SUBSCRIPTIONS
Full Basic Rate	0
SINGLE COPY	COVER PRICE: N/A
	AVERAGE WHOLESALE RATE: N/A

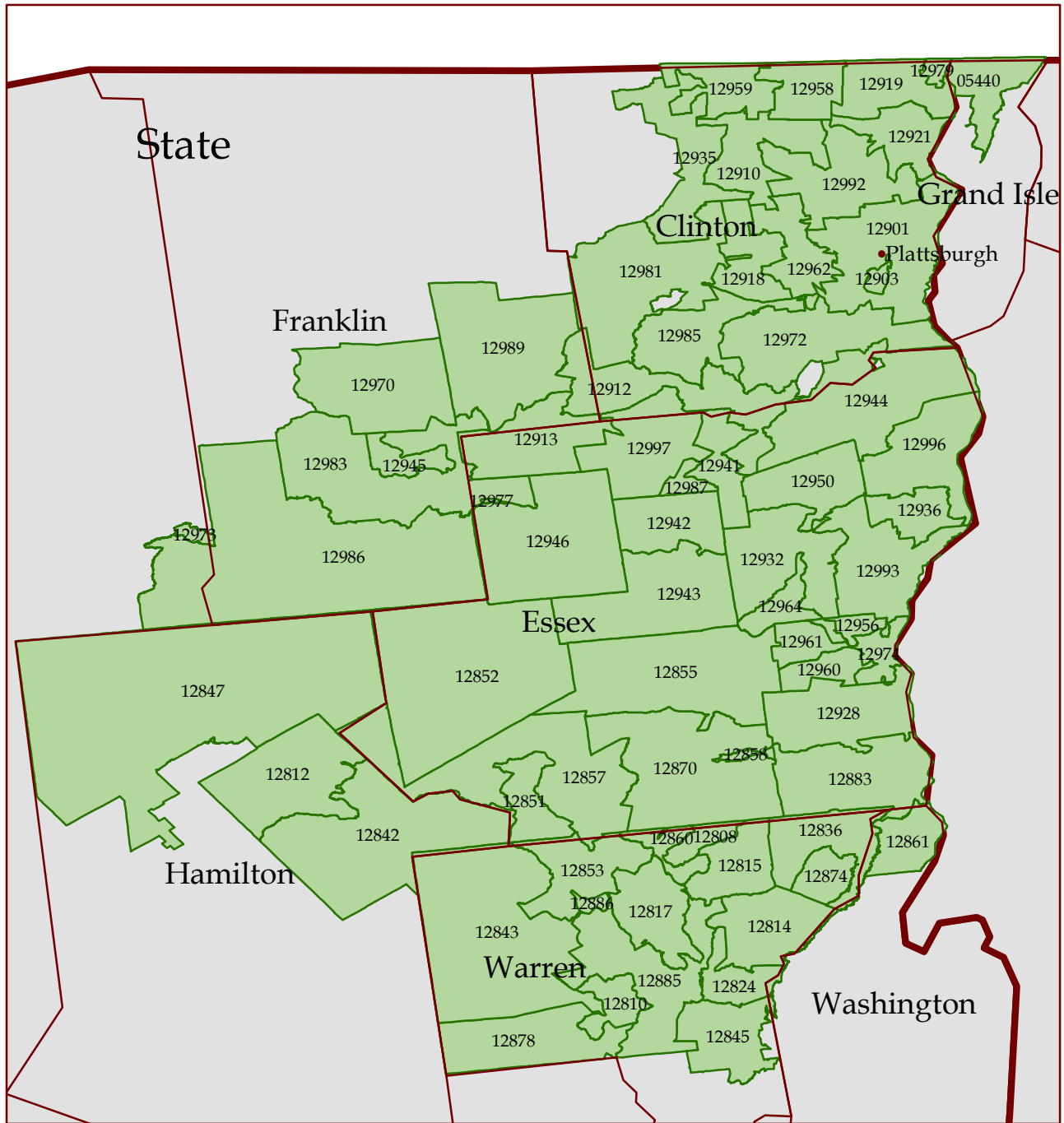
13. Council Audit Statement

Circulation Verification Council (CVC) reviewed the printing, distribution, circulation, technology, and general business records of this publication for the purpose of compiling this information. The review was completed using Council audit procedures considered necessary under the circumstances of the audit in compliance with CVC Rules and Regulations. In our opinion, this report fairly and accurately represents the publication's printing, distribution, circulation, and technology reporting, if applicable, for the period indicated. The publication has sworn that the information presented for this audit reporting is accurate and supplied CVC with general business records substantiating the information under audit review. This report is released subject to the provisions of the CVC Rules & Regulations which are hereby incorporated by reference. CVC Rules & Regulations may be amended from time to time without notice at the sole discretion of CVC. In no event shall CVC be liable for indirect, incidental, consequential, special, or punitive damages, or damages for lost profits, lost income, or lost savings arising by negligence, intended conduct, breach of contract, or otherwise. CVC reports and data are released for the sole use of advertising purchase evaluations and any use for valuations or determination of value is strictly prohibited. CVC reports may not be used for USPS requestor or other permit qualifications. This report is subject to copyright laws and may only be reproduced by the publisher.



www.cvcaudit.com




The current status of this report expires September 30, 2019.
 If this report is presented after September 30, 2019 please call the toll-free number listed below.
 The next FCPNY sponsored audit will be for the 24 month period October 1, 2017 – September 30, 2019.



Sun Community News & Printing
 Elizabethtown, New York

16-0903

Key to Features

-  State Boundary
-  County Boundary
-  ZIP Code Boundary

